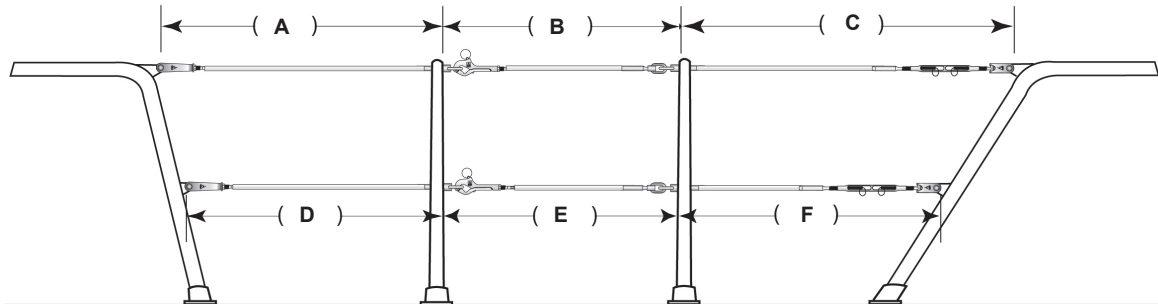




Measure lengths from point-to-point, as shown on the drawing. Indicate wire size (1/8", 3/16" or 1/4"). One possible configuration is shown below. Specify vinyl-coated 7x7 or uncoated 1x19 SS. Contact us or refer to our website for a more detailed description and explanation of how to take correct and accurate measurements on different configurations.

Description	Wire Size	Fwd Endfitting	Aft Endfitting	Length
Upper Stbd A				
Upper Stbd B				
Upper Stbd C				
Lower Stbd D				
Lower Stbd E				
Lower Stbd F				

Description	Wire Size	Fwd Endfitting	Aft Endfitting	Length
Upper Port A				
Upper Port B				
Upper Port C				
Lower Port D				
Lower Port E				
Lower Port F				



Tubular Pelican Hooks

Stamped Stainless. Machine Swage.

Part No.	Wire	Thread	Adjustment
LPT0408L-2	1/8"	1/4" -28 RH	1-1/2"
LPT0508L-2	5/32"	1/4" -28 RH	1-1/2"
LPT0608L-2	3/16"	1/4" -28 RH	1-1/2"

Replacement Studs

Part No.
LST040880L-2
LST050880L-2
LST060880L-2



Deluxe Pelican Hooks 3" Body

Cast 316 Stainless. Machine Swage.

Part No.	Wire	Thread	Adjustment
LPD04SR-3	1/8"	1/4" -28 RH	1"
LPD05SR-3	5/32"	1/4" -28 RH	1"
LPD06SR-3	3/16"	1/4" -28 RH	1"

Replacement Studs

Part No.
LST040848R-3
LST050848R-3
LST060848R-3



Deluxe Pelican Hook 4" Body

Cast 316 Stainless. Machine Swage.

Part No.	Wire	Thread	Adjustment
LPD04R-3	1/8"	5/16" -24 RH	1-1/2"
LPD05R-3	5/32"	5/16" -24 RH	1-1/2"
LPD06R-3	3/16"	5/16" -24 RH	1-1/2"
LPD08R-3	1/4"	5/16" -24 RH	1-1/2"



*Swage with 7/32 Die.

Replacement Studs

Part No.
LST041076L-3
LST051048R-3
LST061076R-3
LST081076R-3



Vinyl Coated 7x7 Wire-Type 316SS



Seven strands consisting of seven wires each. Semi-flexible and vinyl coated for a smooth, white finish. Traditionally used for lifelines. Type 316 Stainless Steel.

Part No.	Wire Dia.	Coated Dia. (O.D.)	Approx. Break	Weight /100
WV0406	1/8"	3/16"	1,434 lbs	3.9 lbs
WV0407	1/8"	7/32"	1,434 lbs	4.1 lbs
WV0508	5/32"	1/4"	2,211 lbs	5.9 lbs
WV0608	3/16"	1/4"	3,218 lbs	8.0 lbs
WV0610	3/16"	5/16"	3,218 lbs	9.2 lbs
WV0812	1/4"	3/8"	5,728 lbs	14.5 lbs

Un-Coated 1x19 Wire - Type 316SS

One strand consisting of 19 wires. Very stiff. Becoming more popular for lifelines due to its higher strength, durability and shiny appearance. Type 316 Stainless Steel.

Part No.	Wire Diameter	Approx. Break	Weight /100
WS04	1/8"	1,866 lbs	3.5 lbs
WS05	5/32"/4mm	2,908 lbs	3.5 lbs
WS06	3/16"	4,200 lbs	7.7 lbs
WS08	1/4"	7,481 lbs	13.5 lbs

Johnson Deluxe Pelican Snap Gate Hooks

Easy to release over-center style. 316 type SS. LH thread only.

Machine Swage Only.

Part No.	Wire	Thread	Adjustment
LPSG04L-2	1/8"	1/4" -24 RH	1-1/4"
LPSG05L-2	5/32"	5/16" -24 RH	1-1/4"
LPSG06L-2	3/16"	5/16" -24 RH	1-1/4"
LPSG08L-2*	1/4"	5/16" -24 RH	1-1/4"

*Swage with 7/32 Die.

Replacement Studs

Part No.
LST040880L-2
LST051064L-2
LST061064L-2
LST081064L-2



Johnson Snap Gate Body

Part No.	Thread
J21-80	51/16" -24 L.H
J21-80-1	5/16" -24 R.H
J21-81	1/4" -28 L.H.
J21-88	8mm R.H.



Lifeline Fittings

Single Gate Eyes - Swivel



Part No.	Wire
LSES04-3	1/8"
LSES06-3	3/16"
LSES08-3*	1/4"

*Swage with 7/32" Die.

Single Gate Eye - Threaded



Part No.	Wire
LSE04-2	1/8"
LSE06-2	3/16"
LSE08-2*	1/4"

*Swage with 7/32" Die.

Important! Threaded gate eyes must be assembled in the field with Loctite, or a similar thread locking product, to ensure the fitting does not become unscrewed during use. See page 36 for Loctite.

Repl. Stud for Threaded Gate Eye

Part No.	Wire	Thread Dia.	Thread Length
LST040812L-2	1/8"	1/4"	7/16"
LST061012L-2	3/16"	5/16"	7/16"
LST081212L-2*	1/4"	3/8"	7/16"

*Use 7/32" Die

Interlocking Gate Eyes- Swivel



Part No.	Wire
LDES04-3	1/8"
LDES06-3	3/16"
LDES08-3*	1/4"

*Swage with 7/32" Die.

Interlocking Gate Eye - Threaded



Part No.	Wire
LDE04-2	1/8"
LDE06-2	3/16"
LDE08-2*	1/4"

*Swage with 7/32" Die.

Important! Threaded gate eyes must be assembled in the field with Loctite, or a similar thread locking product, to ensure the fitting does not become unscrewed during use. See page 36 for Loctite.

Toggle Jaws



Part No.	Wire	Pin Dia.
LTG0408T-2	1/8"	1/4"
LTG0608T-2	3/16"	1/4"
LTG0810T-2*	1/4"	5/16"

*Swage with 7/32" Die.

Lifeline Turnbuckles, Closed Body

Tubular body in 316 Stainless Steel with Stainless Steel Swage Stud and lock nuts. Machine swage only.



Part No.	Wire	Thread	Adjustment
LTBC0408-2	1/8"	1/4"	3"
LTBC0608-2	3/16"	1/4"	3"
LTBC0810-2*	1/4"	5/16"	3-3/4"

*Swage with 7/32" Die

Replacement Studs

Part No.	Thread
LST040880L-2	1/4" -28 LH
LST060880L-2	1/4" -28 LH
LST081088L-2*	5/16" -24 LH

Lifeline Turnbuckles, Closed w/Eye

Used where an eye is required for attachment instead of a jaw-check nut locking. T-316 Stainless Steel. Machine swage only.



Part No.	Wire	Thread	Adjustment
J20-304	1/8"	1/4"	3"
J20-306	3/16"	1/4"	3"
J20-308*	1/4"	1/4"	4-1/4"

*Swage with 7/32" Die.

Replacement Studs

Part No.	Thread
LST040880L-2	1/4" -28 LH
LST060880L-2	1/4" -28 LH
LST081088L-2*	5/16" -24 LH

Lifeline Turnbuckle - Open Body

Classic open, chrome-bronze body with 316 Stainless Steel swage stud. Machine swage only.



Part No.	Wire	Pin	Adjustment
LTB0408-2	1/8"	1/4"	3"
LTB0608-2	3/16"	1/4"	3"
LTB0810-2*	1/4"	5/16"	3"

*Swage with 7/32" Die.

Replacement Studs

Part No.	Thread
LST040880LCD-2	1/4" -28 LH
LST060880LCD-2	1/4" -28 LH
LST081088LCD-2	5/16" -24 LH

Adjuster- Short

Used for short runs in place of turnbuckles. Type 316SS. Machine swage only.



Part No.	Wire	Pin	Adjustment
LAFS0408-2	1/8"	1/4"	1"
LAFS0508-2	5/32"	1/4"	1"
LAFS0608-2	3/16"	1/4"	1"

Replacement Studs

Part No.	Thread
LST040848LCD-2	1/4" -28 LH
LST050848LCD-2	1/4" -28 LH
LST061064LCD-2	5/16" -24 LH

Adjuster Turnbuckle Long

Can be used in place of turnbuckles. Type 316SS. Machine swage.




Part No.	Wire	Pin	Adjustment
LAFLO406-2	1/8"	3/16"	2"
LAFLO608-2	3/16"	1/4"	2-3/4"

Replacement Studs

Part No.	Thread
LST040696RCD-2	10-32
LST0608120RCD-2	1/4" -28 RH

Johnson "Extreme Duty" Offshore Series Lifeline Fittings



Part No.	Lifeline Fitting	Wire	Thread
J22-306EX	Double Gate Eye	1/4"	5/16" bail, 3/8" thread
J22-304EX	Double Gate Eye	3/16"	5/16" bail, 3/8" thread
J44-118EX	Open Turnbuckle	1/4"	3/8" pin & thread
J43-116EX	Open Turnbuckle	3/16"	5/16" pin & thread
J21-888EX	Pelican Hook	1/4"	5/16" thread, LH
J21-886EX	Pelican Hook	3/16"	5/16" thread, LH
J22-305EX	Single Gate Eye	1/4"	5/16" bail, 3/8" thread
J22-303EX	Single Gate Eye	3/16"	5/16" bail, 3/8" thread
J25-318EX	Toggle Jaw	1/4"	3/8" pin
J17-216	Toggle Jaw	3/16"	5/16" pin
J06-118EX	Tubular Turnbuckle	1/4"	3/8" pin & thread
J05-116EX	Tubular Turnbuckle	3/16"	5/16" pin & thread



Lifeline Studs
(Machine Swaging)



Part No.	Wire	Thread	Thread Length
LST040656*-3	1/8"	10-32"	1-3/4"
LST040660L-2	1/8"	10-32"	1-7/8"
LST040696R-2	1/8"	10-32"	3"
LST040812L-2	1/8"	1/4-28"	3/8"
LST040814*-3	1/8"	1/4-28"	7/16"
LST040848*-3	1/8"	1/4-28"	1-1/2"
LST040872*-3	1/8"	1/4-28"	2-1/4"
LST040880*-2	1/8"	1/4-28"	2-1/2"
LST0408104*-3	1/8"	1/4-28"	3-1/4"
LST050812L-2	5/32"	1/4-28"	3/8"
LST050848*-3	5/32"	1/4-28"	1-1/2"
LST050872*-3	5/32"	1/4-28"	2-1/4"
LST050880*-2	5/32"	1/4-28"	2-1/2"
LST0508104R-3	5/32"	1/4-28"	3-1/4"
LST051014*-3	5/32"	5/16-24"	7/16"
LST051048*-3	5/32"	5/16-24"	1-1/2"
LST051064L-2	5/32"	5/16-24"	2"
LST051076*-3	5/32"	5/16-24"	2-3/8"
LST060848*-3	3/16"	1/4-28"	1-1/2"
LST060872*-3	3/16"	1/4-28"	2-1/4"
LST060880*-2	3/16"	1/4-28"	2-1/2"
LST0608104R-3	3/16"	1/4-28"	3-1/4"
LST0608120R-2	3/16"	1/4-28"	3-3/4"
LST061014*-3	3/16"	5/16-24"	7/16"
LST061048*-3	3/16"	5/16-24"	1-1/2"
LST061064*-2	3/16"	5/16-24"	2"
LST061076*-3	3/16"	5/16-24"	2-3/8"
LST081014*-3	1/4"	5/16-24"	7/16"
LST081048*-3	1/4"	5/16-24"	1-1/2"
LST081064L-2	1/4"	5/16-24"	2"
LST081076*-3	1/4"	5/16-24"	2-3/8"
LST081214*-3	1/4"	3/8-24"	7/16"
LST081248*-3	1/4"	3/8-24"	1-1/2"
LST081288*-3	1/4"	3/8-24"	2-3/4"

* Specify "R" or "L" for left-hand or right-hand threads.

SCHAEFER
LEGENDARY STRENGTH

Stanchions, Heavy Duty

Part No.	Type	Length	Dia.
SCH36-08	Single	24"	1"
SCH36-18	Double	24"	1"
SCH36-07	Single	26"	1"
SCH36-17	Double	26"	1"

Stanchion



Gatebrace

Gatebrace - 1" Tube

Part No.	Length	Width
SCH36-09	20-7/8"	1"

Lifeline Parts Available Online



SCHAEFER
LEGENDARY STRENGTH

Schaefer Stanchion Base for 1" Tube

Stainless Steel, measures 5-1/8" long x 2-3/4" wide. Canted 5 degrees inboard to match most deck cambers and features a 5/16" welded rod reinforcement which also serves as a bail for snatch blocks and other gear.



Part No.
SCH36-01

Stanchion Caps

Part No.	Tube OD	Eye Dia.
SD270510	7/8"	5/16"
SD270511	1"	5/16"



Pulpit Anchor - 1" Tube

Removable, adjustable anchor point for lifelines on pulpits or stanchions.



Part No.	Pin Hole
J29-501	1/2"

Stanchion Eyes - for 1" OD Tube

Used to add lower lifeline to stanchions without the need to drill holes for the cable to pass through.



Part No.	Manufacturer	Pin Hole
J29-502	C.S. Johnson	5/16"
SCH36-04	Schaefer	5/16"



Stanchion Eye Cap for 1" OD Tube

Part No.	Type	Eye Dia.
SD270500	Male	1/2"
SD270505	Female	1/2"



Gate Stops

Part No.	Maximum Coating Dia.
LGS08-2	5/16"
LGS10-2	3/8"




Stanchion Terminals

Part No.	Wire
LST04-2	1/8"
LST06-2	3/16"
LST08-2	1/4"



Conversion Sleeves

Used to convert 3/16" lifeline studs to 1/8". Simply insert into fitting before swaging.



Part No.	Wire
LCS0406-3	1/8"